


Market data



The new passenger car (NPC) market

	2021	2022	2023	Variation 2023 vs. 2022	2023 (7 months)	2024 (7 months)	Growth rate over 7 months 2024/2023	2024p	Variation 2024 vs. 2023	2025p	Variation 2025 vs. 2024
Germany	2,622,132	2,651,357	2,844,609	7%	1,641,504	1,709,900	4.2%	3,000,000	5%	3,100,000	3.3%
Belgium	383,123	366,578	476,675	30%	299,144	295,559	-1.2%	475,000	0%	480,000	1.1%
China	21,481,537	23,563,287	26,013,000	10%	13,368,000	13,974,000	4.5%	26,000,000	0%	27,000,000	3.8%
Spain	859,476	813,396	949,360	17%	586,626	619,224	5.6%	1,010,000	6%	1,050,000	4.0%
United States	14,946,971	13,754,300	14,297,755	4%	9,029,236	9,169,070	1.5%	14,600,000	2%	15,000,000	2.7%
France	1,659,005	1,529,185	1,774,772	16%	1,018,722	1,040,924	2.2%	1,800,000	1%	1,800,000	0.0%
Italy	1,456,674	1,316,700	1,598,787	21%	960,765	1,011,259	5.3%	1,690,000	6%	1,700,000	0.6%
Japan	3,675,698	3,448,298	4,436,866	29%	2,740,721	2,443,627	-10.8%	4,100,000	-8%	4,100,000	0.0%
Norway	176,276	174,329	126,950	-27%	62,165	67,718	8.9%	140,000	10%	145,000	3.6%
Netherlands	324,336	312,129	371,972	19%	229,200	220,168	-3.9%	360,000	-3%	370,000	2.8%
Poland	446,647	419,765	475,033	13%	275,062	320,099	16.4%	520,000	9%	520,000	0.0%
Portugal	149,740	156,304	186,447	19%	126,229	130,967	3.8%	195,000	5%	200,000	2.6%
United Kingdom	1,647,181	1,614,063	1,903,054	18%	1,093,641	1,154,280	5.5%	2,000,000	5%	2,100,000	5.0%
Turkey	561,853	592,660	961,339	62%	518,788	536,351	3.4%	970,000	1%	970,000	0.0%
14-COUNTRY TOTAL	50,390,649	50,712,351	56,416,619	11%	31,949,803	32,693,146	2.3%	56,860,000	1%	58,535,000	2.9%

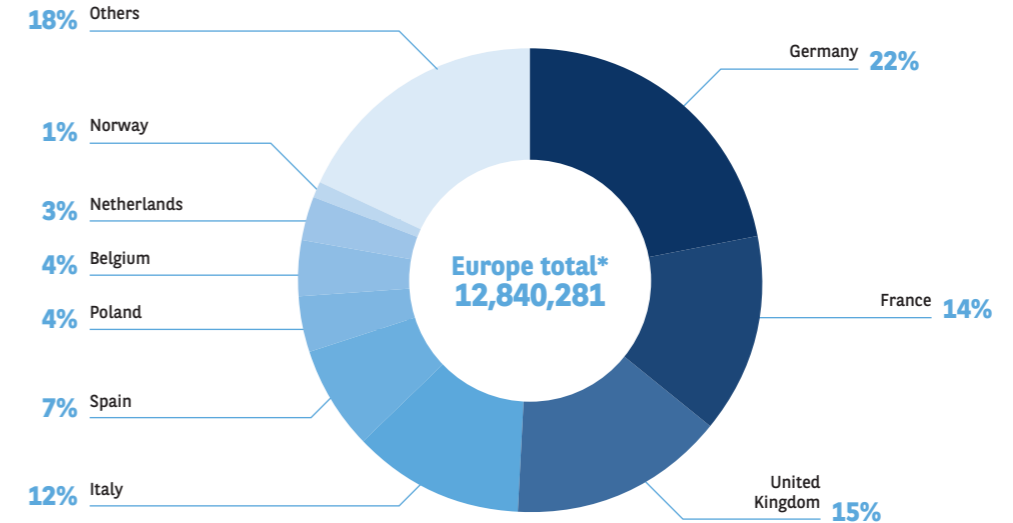
*Estimates and forecasts from L'Observatoire de l'Automobile 2025 Sources: L'Observatoire de l'Automobile 2025, OICA, ACEA, C-Ways.

Global light vehicle (LV) market

	2020	2021	2022	2023	2024*	2025	2024/2023 variation	2025/2024 variation
Global LV sales in millions of units	77.8	80.7	85.3	87	89	92	2.3%	3.4%

Scope: every country in the world. *Estimates and forecasts from L'Observatoire Cetelem de l'Automobile LMC Automotive, C-Ways forecasts. Light vehicles (LV) = passenger cars (PC) + light commercial vehicles (LCV). * Estimates and forecasts from L'Observatoire Cetelem de l'Automobile.

New passenger car registrations in Europe* in 2023



* EU 26 (excl. Malta) + UK, Norway, Switzerland and Iceland. Sources: ACEA.

Household penetration in 5 countries

The calculation is strictly based on car registrations for private use only

	Private registrations in 2023, in thousands	Total new passenger car registrations in 2023, in thousands	Private individuals	Companies	Number of households in millions (2021)	Household penetration
Germany	933	2,845	33%	67%	41.2	2.3%
Spain	448	949	47%	53%	18.8	2.4%
France	828	1,775	47%	53%	30.4	2.7%
Italy	957	1,599	60%	40%	25.8	3.7%
United Kingdom	891	1,903	47%	53%	29.5	3.0%
TOTAL	4,057	9,071	45%	55%	145.7	2.8%

Sources: National Statistical Institutes, Manufacturers' Federations, C-Ways.

Leading brands in Europe

Annual sales in Europe in 2023, change vs. 2022
In units

Volkswagen	1,149,741 (+11.8%)
Toyota	686,705 (+8%)
Renault	629,093 (+16.1%)
BMW	589,682 (+16.8%)
Mercedes	570,591 (+7.8%)

Sources: ACEA.

The leading groups in Europe

Annual sales in Europe in 2023, change vs. 2022
In units

Volkswagen Group	2,753,053 (+18%)
Stellantis (PSA-FCA)	1,880,083 (+2.9%)
Renault Group	1,152,230 (+16.9%)
Hyundai-Kia	885,626 (+4.2%)
Toyota Group	728,727 (+9.9%)

Sources: ACEA.

The new-car market in France

In number of registrations

	2014	2015	2016	2017	2018	2019	2020	2021	2022	2023	2024	2025
NPC - New passenger car	1,795,885	1,917,226	2,015,177	2,110,748	2,173,518	2,214,428	1,650,118	1,659,146	1,529,185	1,774,772	1,800,000	1,800,000
LCV - Light commercial vehicle	372,074	379,424	397,085	438,645	459,038	479,769	401,124	430,787	346,946	377,878	400,000	420,000

Sources: C-Ways based on SIV data

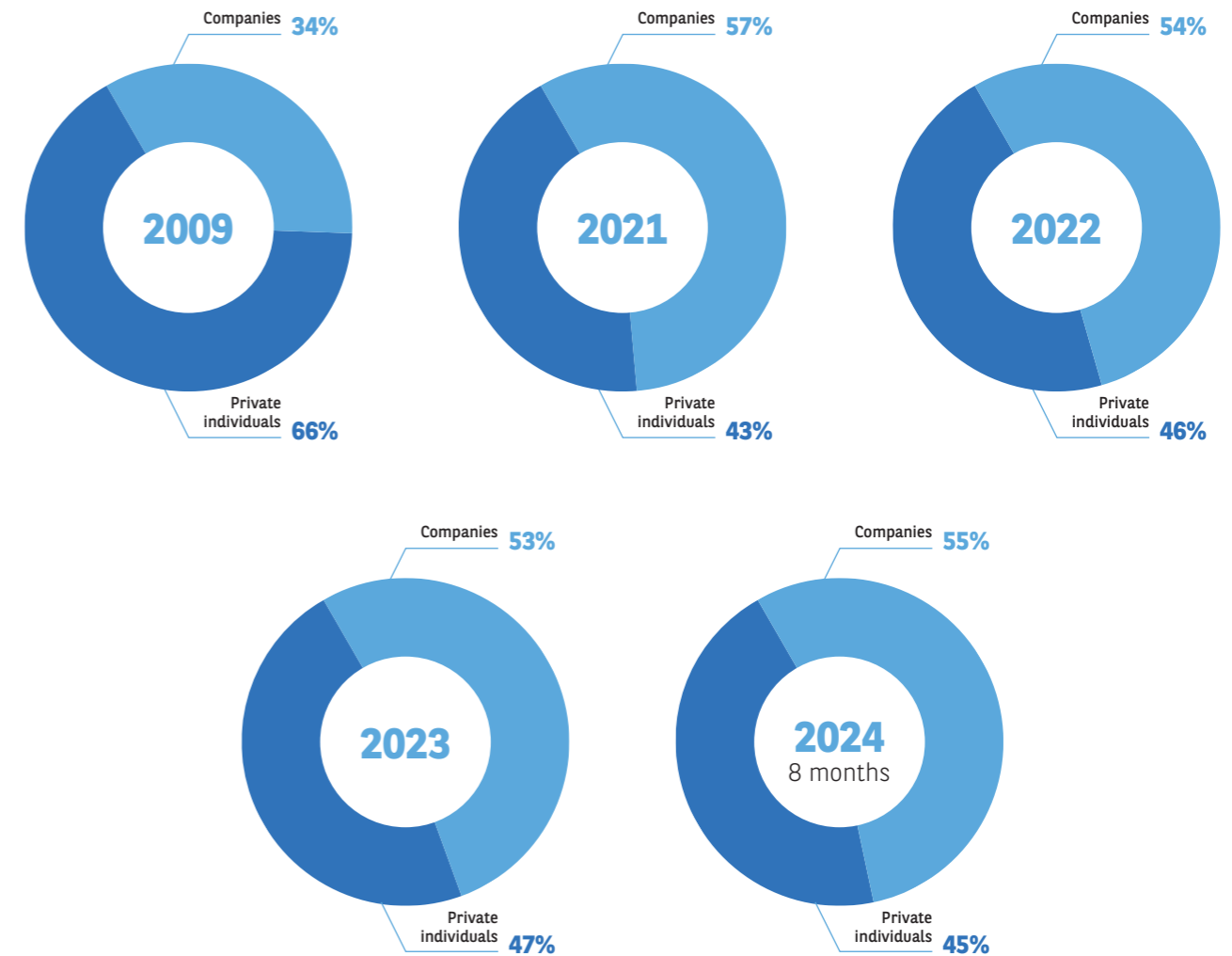
Share of new cars registered that are electric vehicles

In %

	2015	2019	2022	2023
Germany	1	3	31	18
Belgium	1	3	26	20
China	1	5	29	24
Spain	0	1	9	5
United States	1	2	8	12
France	1	3	21	17
Italy	0	1	9	4
Japan	1	1	3	2
Norway	22	56	88	82
Netherlands	10	15	35	31
Poland	0	1	6	4
Portugal	1	6	22	18
United Kingdom	1	3	23	17
Turkey	0	0	1	0

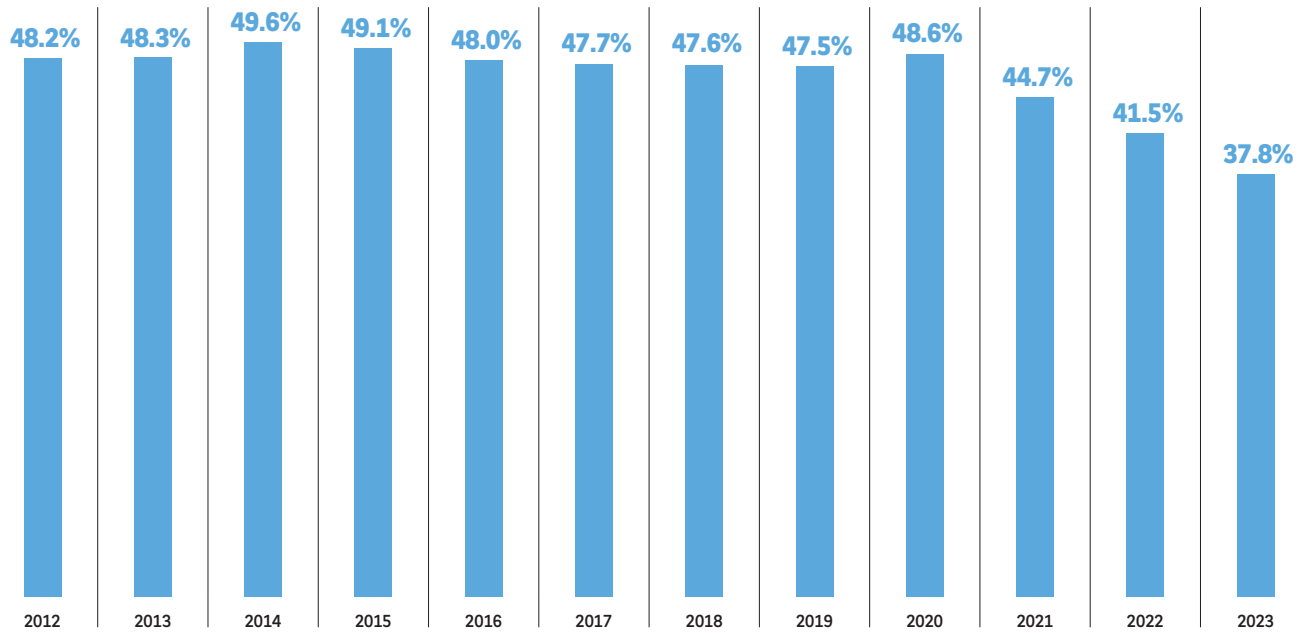
Sources: IAE, ACEA & Marklines.

Structure of the new passenger car market in France



Sources: Observatoire Cetelem de l'Automobile, CCFA, C-Ways based on SIV data

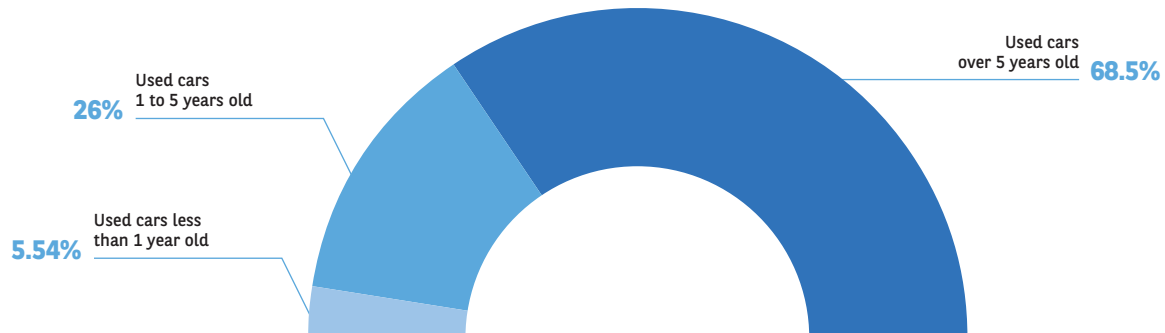
Market share of French brands* in the new passenger car market in France



*French brands: Citroen, Peugeot, DS, Alpine and Renault. Sources: Observatoire Cetelem de l'Automobile, CCFA, C-Ways based on SIV data

The used passenger car market in France in 2024

First 8 months of 2024



Sources: C-Ways based on SIV data